



Ash Class



Oak Class

Week ending 24th April 2026

It has been lovely to welcome the children back to school after the Easter holidays. We have really enjoyed sharing the children's Tapestry show and tells and talking about the fun activities they got up to in the holidays.

We have started our new topic on Life Cycles and the children are so enthusiastic. Last week, we learnt about the life cycle of a frog and the children helped to set up the tadpole tank and lifecycle display in Ash Class. Each child chose how to represent the different stages of the frog's lifecycle; some chose to cut and stick pictures in the correct order and some chose to write about each stage. We are encouraging the children to write labels, captions and sentences as often as possible with increasing independence.


Next, we will be learning about the lifecycle of the butterfly. Our live caterpillars have been delivered and we are encouraging the children to develop their observation skills, looking at how they are growing and changing every day. This is always very exciting! We will teach the children the correct vocabulary to describe each stage of each lifecycle and encourage them to use these new words when describing what they can see.

Forest School is the perfect place to observe lifecycles and we will be talking about all the changes that are happening over there now that it is spring. During a forest school session, the children will each plant a bean and will talk about all the things a plant needs to grow. Then over the next few weeks, they will observe the changes and growth of the plant and talk about the different stages of the bean plant's lifecycle.



Alongside this learning, we have enjoyed lots of stories about living things and lifecycles and have learnt some lovely songs. We are so looking forward to sharing this with you at our class assembly on **Wednesday 29th April at 2.30pm.** We will be sending their lines home with them, please practise these together.

Wednesday 29th April at 2.30pm. We will be sending their lines home with them, please practise these together.



Phonics

In phonics we are focusing on segmenting and blending CCVC and CVCC words (c=Consonant, v= Vowel). Examples of these words are; twig, sleep, drop, cloak, desk, storm etc.

The children are building their fluency when reading and we are now encouraging them to read words by sight if they know them but to segment and blend if they are not sure. We also encourage them to reread a sentence that they have just decoded to ensure they have really understood.

Please continue to read with your child as often as possible at home, even if it's just a few pages, as it really helps them to develop the fluency and comprehension they need to be ready for Year 1. Many thanks.

Maths

Our current topic in maths is '**Building 9 and 10**'. We have looked at different representations of 9 and 10 and sorted them into groups. We have compared different numbers using the language more and fewer. We have represented 9 and 10 on bead strings and 10s frames, noticing that when it is 9 there is one space empty on the 10s frame or 1 bead left behind on the bead string and talked about the fact that 9 is one less than 10 and 10 is 1 more than 9.

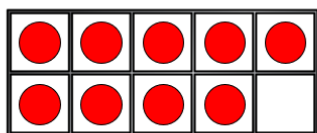
We are moving on to explore the different ways we can make 9 and 10 and will represent this using part, part, whole models.

Forest School dates

Mon 27th April – Oak
Mon 4th May – bank holiday
Mon 11th May – Ash
Mon 18th May – Oak
Half Term
Mon 1st June – Ash
Mon 8th June – Oak
Mon 15th June – Ash
Mon 22nd June - Oak

Represent the number on the ten frame.

9



There are 9 counters.



Diary dates

Wednesday 29th April – Reception Class Assembly 2.30pm
Friday 22nd May – Little City workshop (More Info to follow)
WC 25th May – Half term
Monday 1st June – back to school

Homework/ Show & Tell;

Reading & Phonics;

Daily reading & daily HRSW practise

Maths;

Counting beyond 10 home learning challenges. Please don't feel that you have to do all of the challenges – pick and choose a few.

Counting Beyond 10

Home Learning Challenges

Practise counting during snack time! How many raisins are in a box? How many grapes are in a small bunch? Are there more than 10? See if you can arrange the food items to make them easier to count.



With a grown-up, go for a walk in a park or garden. Collect some natural materials that you find on the ground, such as leaves, pebbles or conkers. Count the items that you find. Can you find more than 10 of each item?



Play a counting game using 20 or more marbles.

Use some pencils or crayons to draw a picture of an alien. Can you give your alien 12 eyes, 15 arms and 20 spots? Ask a grown-up or friend to draw an alien too. Can you check that they have given their alien the correct number of eyes, arms and spots? You could try drawing your own number alien too. How many arms, eyes and spots does your alien have?



Important Reminders:

- Forest School clothes. Now that the weather is improving, just a reminder that the children need to have their arms and legs covered even if the weather is warm. Please send them in with long sleeves and trousers – these can be light weight. We find that layers work best at this time of year. They also need sturdy footwear, even on very warm days.
- Water - just a reminder that children do need a filled water bottle in school every day. We will refill bottles during the day if needed.