



Ash Class



Oak Class

11th October 2024

Last week, the children really enjoyed learning the song 'Dingle Dangle Scarecrow'. They were so enthusiastic with the actions and became more and more confident with the words as the week progressed. They performed the song brilliantly at our Harvest Festival assembly on Friday. This was their very first opportunity to go into assembly with all the other children. This is a big step for our children and they rose to the challenge magnificently, sitting quietly and listening to Mr Clarke and Mrs Davis when they were speaking and listening to each year group singing their songs. Thank you so much for all the food gifts. We had a great display to show the children and these will be very gratefully received in the local community.



Last week our topic was 'People Who Help Us'. We have had lots of discussions about different people who can help us. Some of the activities that the children have enjoyed include; being a vet in our 'vets surgery' (which often got changed into a doctor's surgery or hospital!), exploring our large teeth model and discussing how to look after them and practising good hand hygiene at our hand washing station. **We would love to see some observations on Tapestry that demonstrate your child's understanding about people who help**

us. You could look at some books together, talk about jobs that family members might have or encourage this theme into their play with emergency vehicles etc.



Our topic this week and next will be based around the theme of Autumn. Our trips over to Forest School will give us the perfect opportunity to look for signs of Autumn in nature. There have been lots of Autumn themed activities out for the children to explore in their Discovery Time – conker rolling has been very popular! This week we have been listening to the story of the Little Red Hen, talking about the characters and

the events in the story. The children enjoyed retelling the story in sequential order using the masks to help them get into character. Next week, we will be making some bread just like the Little Red Hen does in the story.

The children had their first PE lesson on Wednesday. The first few lessons are always mainly about developing the skills needed to get changed into PE kits and put uniform back on at the end. There are so many skills that the children need to develop to be able to do this; negotiating buttons and zips, pulling jumpers over heads, putting PE kit on the right way round and not inside out, keeping their stuff together in their bag (and not scooping up other children's clothes by mistake), putting tights and socks back on, negotiating shoes. They did brilliantly at their



first attempt and it will get easier as the year progresses. The adults are there to help and support and offer lots of praise and encouragement. **Please continue to help your child learn how to put on their jumpers/ t-shirts themselves, turn clothes the right way round, undo/do up buttons and zips and put their shoes and socks on.** PE kits can stay in school. We will send them home for washing at half term.


Tapestry

At Gothic Mede, one of the ways that we monitor children's progress is through observations on Tapestry. Some of these observations will be in depth and some of them will be a short snapshot that has been recorded to inform our formal assessment. Sometimes these may identify an area your child has found challenging. We use this to inform future planning so that we can move the children's learning on. This can also be useful for you as it identifies an area that you may be able to support your child with at home. This is just one method of assessment which is why you will not always see observations of your child on Tapestry. We really value your observations from home, we know that so many of the children benefit from a wide range of experiences outside of school and these help us to build up a big picture of your child. If you have any concerns and questions about your child, please go through the usual methods of contacting us through the school office or if it is just a quick update, on the gate in the morning or after school. We cannot guarantee that messages will be seen in time if they are sent through Tapestry. And lastly, please can we ask that you make sure that your child is fully clothed in any Tapestry photos or videos that you share with us.

Phonics

We continue to be impressed with how well the children are doing in our daily phonics sessions. Last week we learnt the sounds; **ck, e, u and r** and the harder to read a spell words; **to, go, into**. This week we will be practising and consolidating all the sounds we have learnt so far; **s, a, t, p, i, n, m, d, g, o, c, k, ck, e, u and r**. The children are also becoming more confident with blending words when they hear the sounds eg; c-a-t = cat. **You can practise this at home by saying sounds and letting your child blend them together. For example, you could say 'We need to feed the f-i-sh.' Or 'let's put on our s-o-ck-s' etc. We would love to see examples of the children being able to do this on Tapestry.**

It has been lovely to see how you are practising the sounds and harder to read and spell words at home. Repetition and frequent exposure to the sounds and words helps them to become embedded. We really liked the idea that one of our families had of hanging the HRSW on a washing line so that they can be looked at every day.



Maths

During our maths lesson the children have been comparing size, capacity and mass. In particular, we have focused on the vocabulary we use to make comparisons. Some of the sentences the children have used include:


The ___ is larger/smaller than the ___.

The ___ is lighter than the ___

The ___ holds more.

The ___ has the same capacity as the ___ .

It would be lovely to see some observations of Tapestry which demonstrate your child's understanding of comparing size, capacity and mass. This could be through exploring containers at bath time, measuring ingredients for a recipe or comparing the size of toys.



Forest School dates

Tuesday 8th Oct – Ash
Tuesday 15th Oct – Oak
Tuesday 22nd Oct – Ash
Half Term
Tuesday 5th Nov – Oak
Tuesday 12th Nov – Ash
Tuesday 19th Nov – Oak
Tuesday 26th Nov – Ash
Tuesday 3rd Dec – Oak
Tuesday 10th Dec - Ash

Homework/ Show & Tell;

Please practise reading (or share a book together) **every day** and practice recognising the harder to read and spell words listed above. **Please write in the reading diary each time you do this.** Thank you

Maths task; this was sent out with the last newsletter and is available on the Reception class page of the website. It has been great to share the work with the children as they have come through on Tapestry. The photo below shows a sorting activity using game pieces.



Diary dates

Monday 28th Oct- Friday 1st Nov – Half Term Holiday
Tuesday 19th Nov & Thursday 21st Nov – Parent Consultation evenings (more info to follow)
Monday 9th December 2.00pm – Reception and Acorn A Christmas show
Thursday 12th Dec 2.00pm – Reception and Acorn B Christmas show (more info to follow later in term)
Wednesday 18th Dec – Christmas lunch and party day. Where Christmas jumpers to school.
Friday 20th Dec – End of Autumn Term

Important Reminders:

- Please can we ask that you name the snacks that you send in for morning snack time? Sharpie is fine. Please could you also check that names haven't washed off of water bottles too?
- If your child is prone to accidents, please can we ask that you keep the stock of spare undies and socks/ tights etc in your child's bag topped up? Thank you
- We are running low on junk modelling supplies. Please save us your small boxes and send them in. We can't accept anything that has contained nuts, egg boxes, toilet rolls (though foil/ wrapping paper rolls etc are fine) or medicine packaging. Thank you