



# EYFS Maths Activity Mat: Matching Objects and Making Sets


Can you circle all the apples?




Colour in the objects that are the same.




Which object is different?



Can you tidy up the objects? Draw a line to match the correct objects to the packet.



1 2 3



# EYFS Maths Activity Mat: Sorting Objects

Where does this sock belong?  
Draw a line to the set it belongs to.

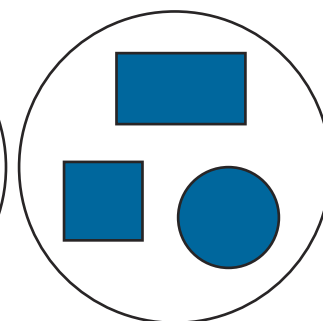



Colour the shape so that all of the shapes are all sorted correctly.


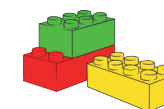
red




blue



Where would you sort each object to? Join each object up to the correct basket.



Draw lines to sort the transport.  
Does it belong on water or on the road?



1

2

3




# EYFS Maths Activity Mat: Comparing Amounts of Objects

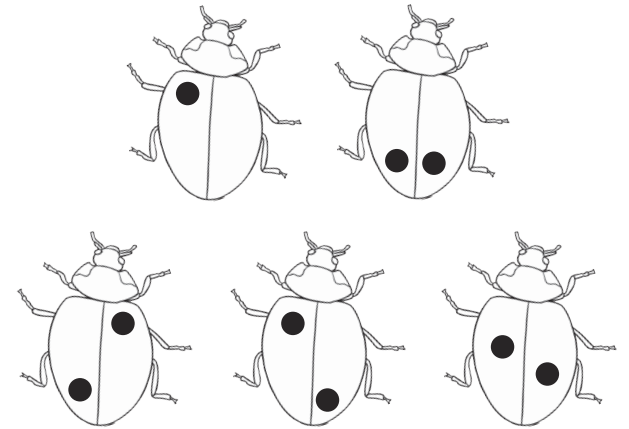
Draw a circle around the plate that has more biscuits.




Can you draw fewer marbles in the other jar?



Colour in the ladybirds showing the same amount.



Can you make the gingerbread people have equal amounts of buttons?




1 2 3

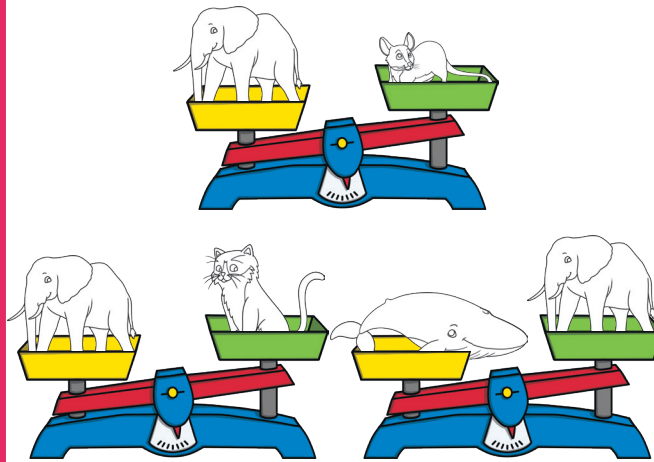


# EYFS Maths Activity Mat: Compare Size, Mass and Capacity

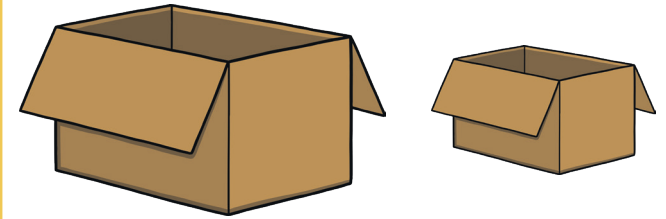
Circle the container that is holding the most liquid.




Colour in the heavier animals.



Circle the box that the toy will fit in.



The bears are looking for their bowls. Join each bear to the correct-sized bowl.



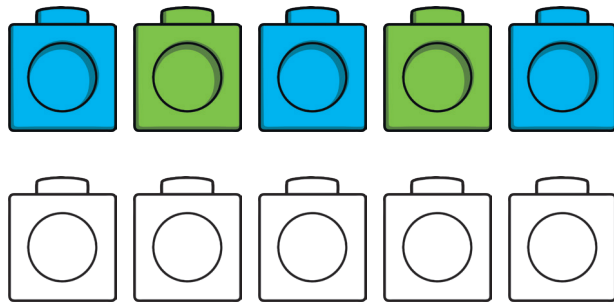
1 2 3






# EYFS Maths Activity Mat: Exploring and Investigating Patterns


Describe this colour pattern.  
Colour the bricks to copy  
the pattern.



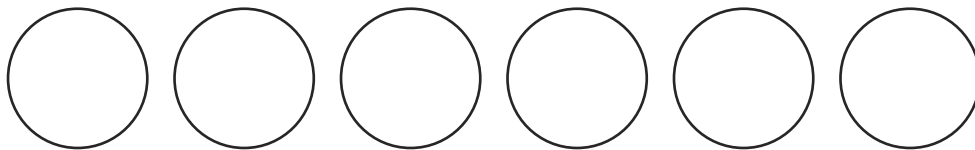
Circle what comes next in this  
pattern. Is it a frog or a rabbit?



Draw what would come next in  
the pattern.



Colour in the counters to make your own pattern.



1 2 3



# EYFS Maths Activity Mat: 1, 2, 3


Can you match the numbers to the correct amount of objects?

1 2 3

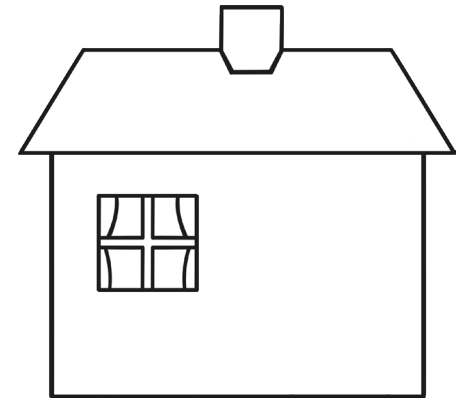


Draw the correct amount of oranges on each plate.


1  
2  
3



Can you draw **1** door on the house?



Which dice shows **2**? Circle it.




1 2 3

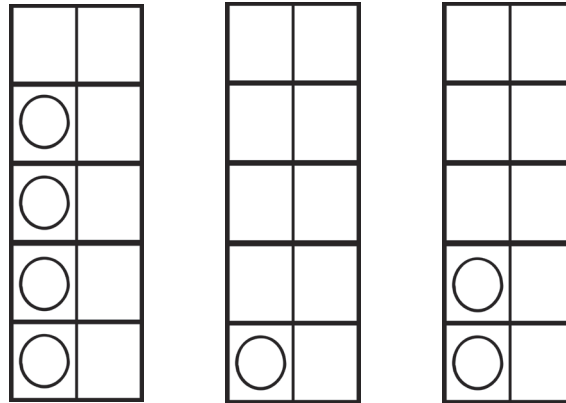


# EYFS Maths Activity Mat: One More and One Less to 3


Draw **1 more** car. How many are there?




Colour the number that is **1 less than 3**.



There are **2** pieces of fruit in a basket. Draw **1 less** in the other basket.



Give the dog **1 more** spot. How many spots does he have?




1 2 3

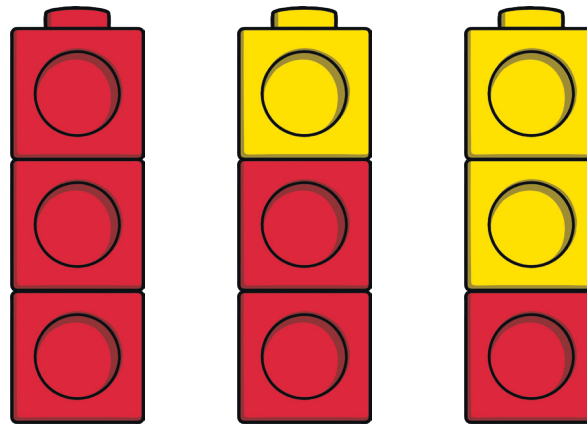


# EYFS Maths Activity Mat: Composition of 1, 2, 3

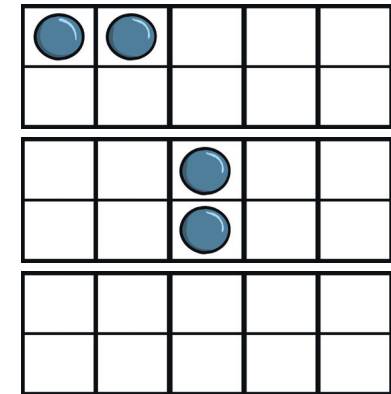
Can you show 3 in a different way?




Can you spot 3? How has it been made?



Can you find another way to arrange the 2 counters on the five-frame?



How many ways can you make 3?



1 2 3

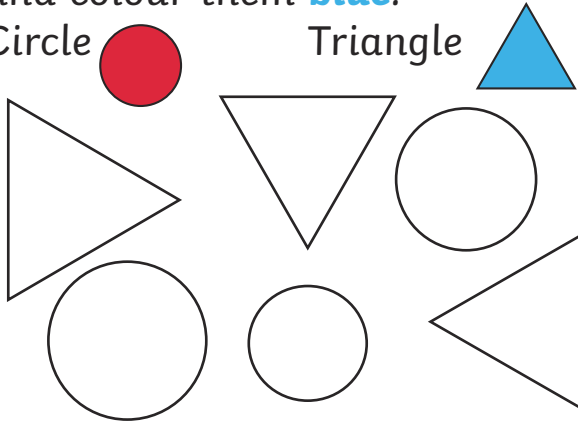


# EYFS Maths Activity Mat: Circles and Triangles

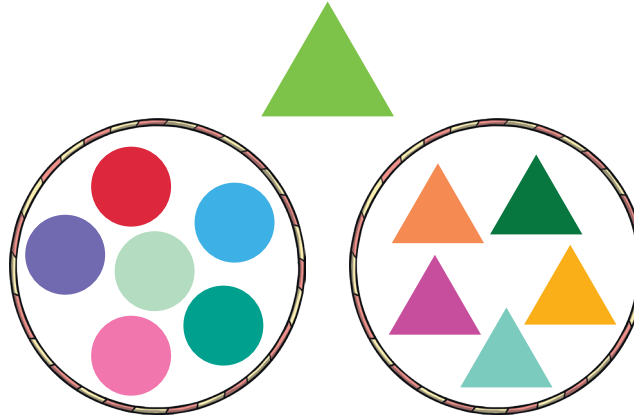
Find the circles and colour them **red**. Find the triangles and colour them **blue**.

Circle


Triangle



Where does this shape belong?  
Draw a line to show this.



How many circles and triangles can you see?



Can you spot and circle all the circles and triangles?




1 2 3



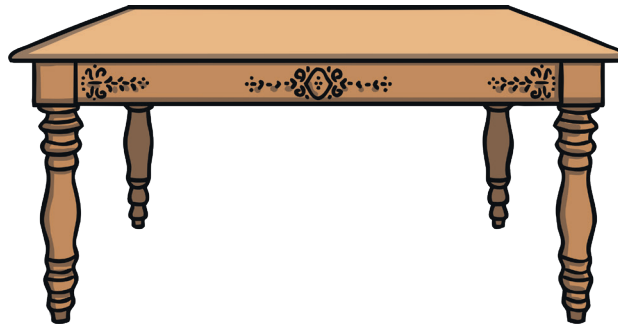


# EYFS Maths Activity Mat: Position

Circle the dog that is **in** the kennel.




Draw a teddy under the table.



Draw a picture of yourself in between the children.



Colour the butterfly under the tree **yellow**. Colour the butterfly next to the pot **purple**. Colour the butterfly on top of the bird table **red**.





1 2 3



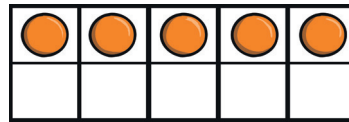


# EYFS Maths Activity Mat: 4 and 5

What number is being shown?



Circle the pictures that shows 5.

5



Can you give all the children a party hat? How many hats have you drawn?



Can you circle 4 socks?



1

2

3

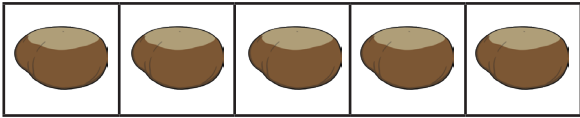
4

5



# EYFS Maths Activity Mat: One More and One Less to 5

Circle the picture that shows 1 more than 4.




Draw one more counter.




How many are there now?

A little pig has made a tower of 4 bricks. Draw a tower with 1 less brick.



Which picture shows **1 less than 5**?



1

2

3


4

5

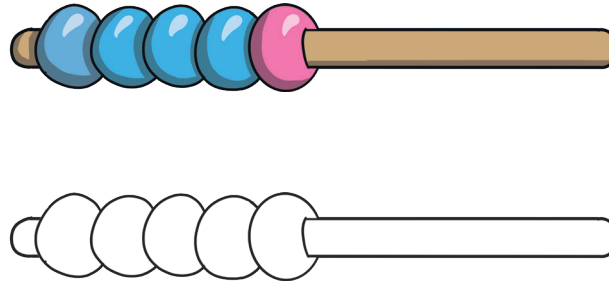


# EYFS Maths Activity Mat: Composition of 4-5 and 1-5

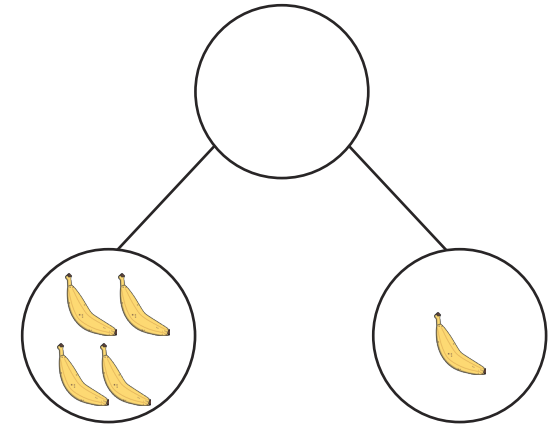
What parts can you see?



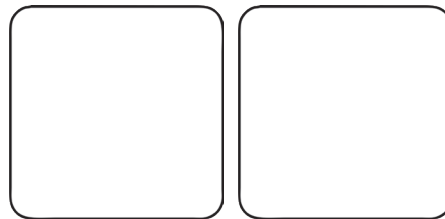

Can you show 5 in a different way?



Look at the parts. Can you draw the whole?



These two dice make 5. Can you make the other pair of dice equal 5?

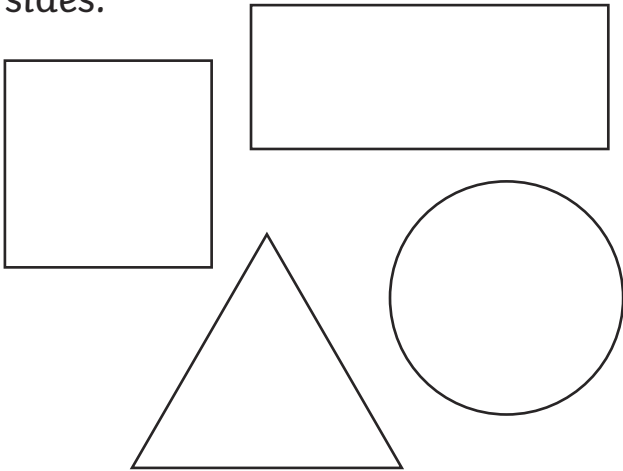


1 2 3  
4 5



# EYFS Maths Activity Mat: Colour in the shapes with 4 sides


Colour in the shapes with 4 sides.




Circle the rectangles.



Draw a robot using squares and rectangles.



Find and circle shapes with 4 sides in the picture.



1 2 3  
4 5





# EYFS Maths Activity Mat: My Day, My Night

What do you do in the morning? Circle it.



eat  
lunch




get  
dressed




go to  
sleep

What do you see in the sky at night? Circle it.



sun



moon

Draw something you do in the evening.

Which are daytime activities and which are night time activities?



1

2

3

4

5




# EYFS Maths Activity Mat

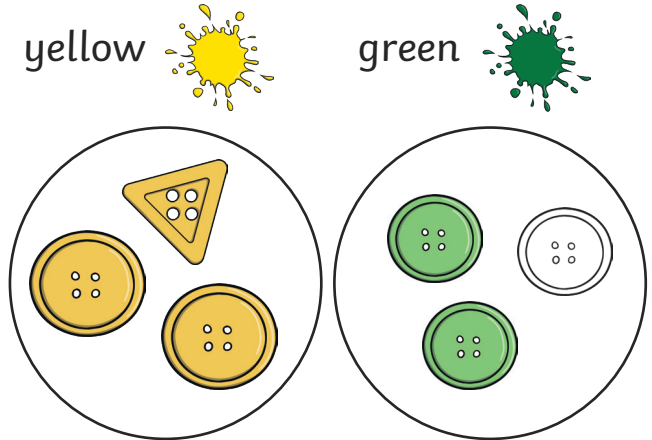
Draw **1 more** sock on the washing line. How many socks are there now?




Which ice cream has **2** flakes?  
Circle it.



Colour the button so that they are sorted correctly.



Can you draw the next two objects in the pattern?




1 2 3  
4 5




# EYFS Maths Activity Mat

Which shape has **4** sides?  
Circle it.




Which picture shows **one less than 2**? Circle it.



Which pot has the most flowers in? Circle it.



Draw **5** ducks in the pond.



1 2 3  
4 5

